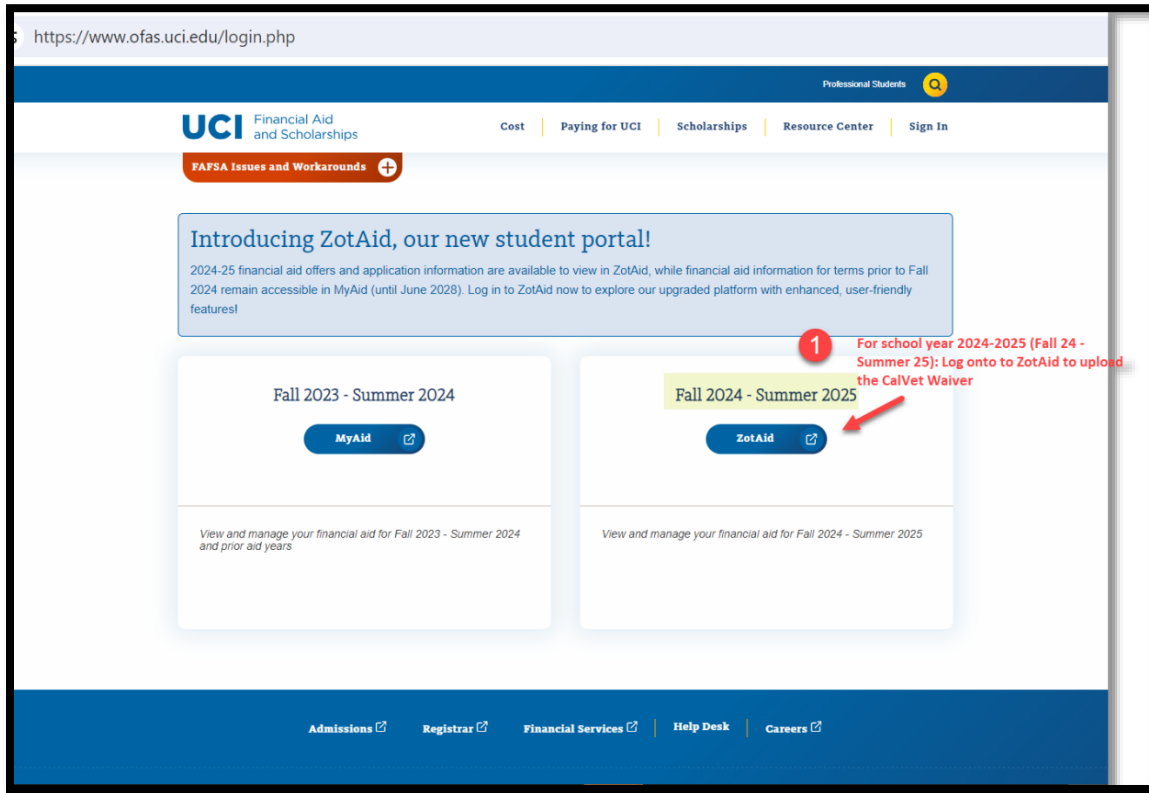
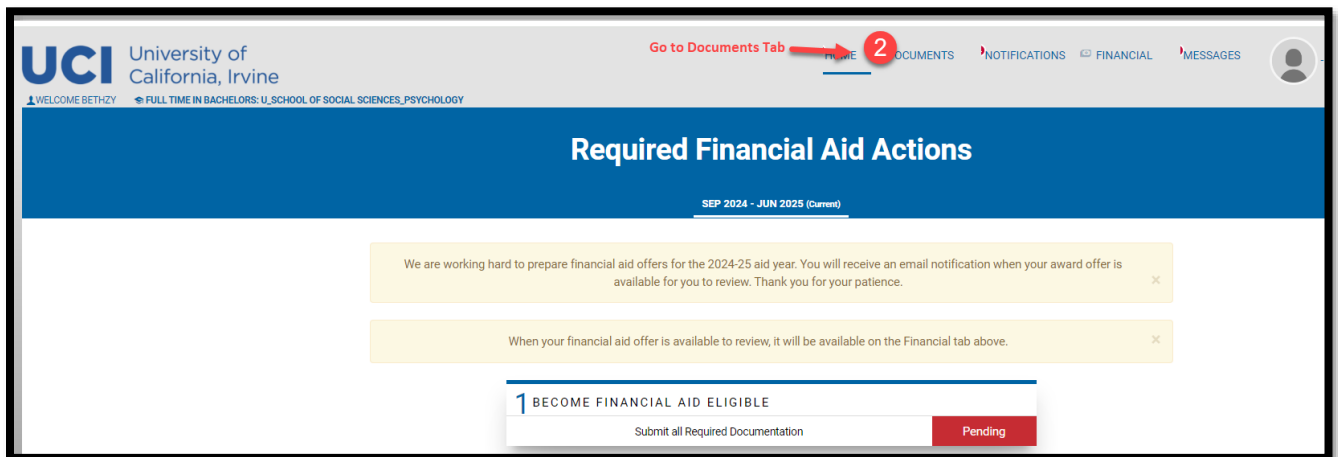


# Instructions to submit your 2024-2025 CalVet College Fee Waiver

1. Log onto [ZotAid](#)



2. Go to Documents Tab



3. Select "upload a non requested document"

## Documents


Documents that have been requested or received to process your financial aid are listed in this page. Please review any documents requiring your attention. You can also upload a non requested document.

**Click on "Upload a non requested document"** 3

### Documents Requiring Attention

The following documents need immediate attention to continue processing your financial aid eligibility. If you have any questions or concerns, please contact your financial aid office.

tion

Owner	Award Year	Status	Action	Submit Document
Student	2024-2025	Requested	If you are eligible and are awarded Federal Funds in the future, the U.S. Department of Education requires UCI to obtain your authorization of how you wish to have your Federal Student Aid (FSA) funds applied to other University charges such as: library, tutorial assistance, lab charges, student health charges, late fees, etc. If you authorize UCI to pay all other	

Steps 4-8: see below:

## Upload Documents

Upload a Non Requested Document

Document Name

CalVet College Fee Waiver ▼ 4

Owner(s)

Parent

Parent Spouse

Student

Student Spouse

5

Award Year

2024-2025 ▼ 6

File

7 📎 CHOOSE A FILE

Only PDF, JPEG, GIF and PNG files with max size of 50MB.

4. Select "CalVet College Fee Waiver" for Document Name

5. Select "Student" as Owner

6. Select 2024-2025 year

7. Upload the document

8. Select "Choose A File" to upload the CalVet College Fee Waiver

Enter Additional Comments (Max 255 characters)